

2018 EDCO Bend Program Results through Q2 2018

MOVE

Done Deals

Companies: 4
Investment: \$0
Jobs: 15

Annual Targets

Companies: 5
Investment: \$22.5m
Jobs: 100

GROW

Done Deals

Companies: 1
Investment: \$15.3m
Jobs: 77

Annual Targets

Companies: 8
Investment: \$50m
Jobs: 167

TOTALS





Done Deals

Companies: 5
Investment: \$15.3m*
Jobs: 91

Annual Targets

Companies: 13
Investment: \$72.5m
Jobs: 267

*Excludes Start as reporting separately.

	 Company Visits	 Leads Generated	 Assists & Referrals	 Experts in Database	SOE Experts Referrals
ANNUAL GOAL	260	200	150	120	200
Q1 ACTUAL	116	32	85	138	111