

RESOLUTION NO. 3080

RESOLUTION ADOPTING THE STAFFING SCHEDULE BY SERVICE AREA

Findings:

- A. The City's Fiscal Policies state that the summary of full time equivalent (FTE), which includes regular and limited term employees (LTE) for each operating fund or department, shall be brought before City Council for adoption with the budget.


THE CITY COUNCIL OF THE CITY OF BEND RESOLVES AS FOLLOWS:

To adopt the Staffing Schedule by Service Area, as shown in Exhibit A.

Adopted by a roll call vote of the Bend City Council on June 21, 2017.


Yes: Casey Roats, Mayor
Sally Russell
Bill Moseley
Bruce Abernethy
Nathan Boddie
Justin Livingston
Barb Campbell

No: NONE



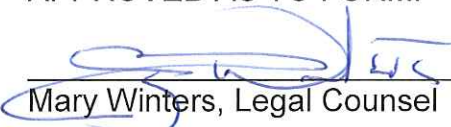
Casey Roats, Mayor

ATTEST:



Robyn Christie, City Recorder

APPROVED AS TO FORM:



Mary Winters, Legal Counsel

**Resolution to Adopt Staffing Schedule by Service Area
Exhibit A**

Staffing by Service Area

	2017-18 Changes					2018-19 Changes			Change from 2016-17	
	Adopted 2015-16	Adopted 2016-17	New Positions	Transfers & Reclasses	Eliminated Positions	Proposed 2017-18	New Positions	Eliminated Positions		Proposed 2018-19
PUBLIC SAFETY										
Police Department	122.00	122.00	6.00	-	-	128.00	-	-	128.00	6.00
Fire Department	129.70	124.70	-	-	(4.60)	120.10	-	-	120.10	(4.60)
Municipal Court	4.00	4.00	0.50	-	-	4.50	-	-	4.50	0.50
PUBLIC SAFETY TOTAL	255.70	250.70	6.50	-	(4.60)	252.60	-	-	252.60	1.90
INFRASTRUCTURE										
Water	30.00	32.00	0.50	-	-	32.50	-	-	32.50	0.50
Water Reclamation	34.00	32.00	0.50	-	-	32.50	-	-	32.50	0.50
Stormwater	8.00	8.00	-	-	-	8.00	-	-	8.00	-
Utilities Laboratory	7.00	7.00	-	-	-	7.00	-	-	7.00	-
Utilities Support	14.00	14.00	-	-	-	14.00	-	-	14.00	-
Utilities Data Services	6.00	6.00	-	-	-	6.00	-	-	6.00	-
Instrument Control & Electrical	7.00	8.00	-	-	-	8.00	1.00	-	9.00	1.00
Capital Imp. Program (CIP) Engineering	22.00	22.00	5.00	-	-	27.00	-	-	27.00	5.00
Streets & Operations	41.00	42.00	2.00	-	-	44.00	-	-	44.00	2.00
Accessibility Program	1.00	1.00	-	-	-	1.00	-	-	1.00	-
Cemetery	1.00	1.00	-	-	-	1.00	-	-	1.00	-
INFRASTRUCTURE TOTAL	180.00	173.00	8.00	-	-	181.00	1.00	-	182.00	9.00
COMMUNITY & ECONOMIC DEVELOPMENT										
CDD Administration	-	-	1.00	11.00	-	12.00	-	-	12.00	12.00
Building	28.00	31.00	5.00	2.00	-	38.00	-	-	38.00	7.00
Permit Center	13.00	14.00	-	(14.00)	-	-	-	-	-	(14.00)
Planning	11.00	15.00	1.00	(1.00)	-	15.00	-	-	15.00	-
Private Development Engineering	9.00	8.00	3.00	2.00	-	13.00	-	-	13.00	5.00
Code Enforcement	4.00	4.00	-	-	-	4.00	-	-	4.00	-
Growth Management	8.50	9.00	1.00	-	(0.50)	9.50	-	-	9.50	0.50
3DBG/Affordable Housing	2.00	3.00	-	(1.00)	-	2.00	-	-	2.00	(1.00)
Business Advocacy	1.00	1.00	-	-	-	1.00	-	-	1.00	-
Airport	2.25	2.50	-	-	(0.25)	2.25	-	-	2.25	(0.25)
Parking & Downtown	-	-	1.00	-	-	1.00	-	-	1.00	1.00
COMMUNITY & ECONOMIC DEVELOPMENT TOTAL	69.75	87.50	12.00	(1.00)	(0.75)	97.75	-	-	97.75	10.25
ADMINISTRATION & CENTRAL SERVICES										
City Manager's Office	9.75	10.75	1.00	1.00	-	12.75	-	-	12.75	2.00
Communications	2.00	3.00	-	-	-	3.00	-	-	3.00	-
Human Resources/Volunteerism	7.00	7.00	-	1.00	-	8.00	-	(1.00)	7.00	-
Finance Department	26.50	27.50	1.13	-	(2.00)	26.63	-	-	26.63	(0.87)
Purchasing	4.00	4.00	1.00	-	(1.00)	4.00	-	-	4.00	-
Legal	3.75	4.00	-	-	-	4.00	-	-	4.00	-
Information Technology	22.00	21.00	2.00	(2.00)	(1.00)	20.00	3.00	(1.00)	22.00	1.00
Facilities Management	5.00	5.00	-	1.00	-	6.00	1.00	-	7.00	2.00
Garage Services	7.73	7.73	-	-	-	7.73	-	-	7.73	-
ADMINISTRATION TOTAL	87.73	89.98	5.13	1.00	(4.00)	92.11	4.00	(2.00)	94.11	4.13
TOTAL POSITIONS *	593.18	601.18	31.63	-	(9.35)	623.46	5.00	(2.00)	626.46	25.28

* includes regular and limited term employees