

RESOLUTION NO. 2888

RESOLUTION ADOPTING THE SCHEDULE OF FULL TIME EQUIVALENTS (FTE) BY DEPARTMENT

Findings:

- A. The City's Fiscal Policies state that the full time equivalent (FTE) for each operating fund or department shall be brought before City Council for adoption with the budget.
- B. Mid-budget cycle changes to the FTE schedule shall also be authorized by City Council.


THE CITY COUNCIL OF THE CITY OF BEND RESOLVES AS FOLLOWS:

- 1. To adopt the Schedule of Full Time Equivalents (FTE) by Department, as shown in Exhibit A.

Adopted by roll call vote of the Bend City Council on June 20, 2012.

YES: Tom Greene  
Scott Ramsay  
Mark Capell  
Jim Clinton  
Kathie Eckman  
Mayor Jeff Eager

NO: None




Jeff Eager, Mayor

ATTEST:




Robyn Christie, City Recorder

Approved as to form:



Mary Winters, City Attorney



Resolution to Adopt FTE Schedule, Exhibit A

Summary of Full Time Equivalent (FTE) by Department

	REVISED 2011-12	2012-13 Change			REVISED 2012-13
		New Positions	Transfers & Reclasses	Layoff & Vacancies	
Police Department	108.00	1.00	-	(1.00)	108.00
Fire Department	87.75	1.25	-	(2.50)	86.50
Municipal Court	4.00	-	-	-	4.00
<b>PUBLIC SAFETY TOTAL</b>	<b>199.75</b>	<b>2.25</b>	<b>-</b>	<b>(3.50)</b>	<b>198.50</b>
Code Enforcement	1.00	-	-	-	1.00
Building	19.00	-	-	-	19.00
Planning	13.00	-	-	(1.00)	12.00
Private Development Engineering	1.00	-	-	-	1.00
<b>COMMUNITY DEVELOPMENT TOTAL</b>	<b>34.00</b>	<b>-</b>	<b>-</b>	<b>(1.00)</b>	<b>33.00</b>
Public Works Administration	9.00	-	(2.00)	-	7.00
Public Works Laboratory	5.00	-	-	-	5.00
Engineering - Infrastructure & Planning	11.00	-	3.00	-	14.00
Garage Services	8.00	-	-	(1.00)	7.00
Transportation - Street Operations	31.00	-	-	-	31.00
Transportation - Engineering	5.00	-	(1.00)	-	4.00
Cemetery	1.00	-	-	-	1.00
Airport Division	1.50	0.25	-	-	1.75
Utility Support	14.50	-	-	-	14.50
Water	29.50	-	1.00	-	30.50
Water Reclamation	34.00	-	(1.00)	-	33.00
Stormwater	6.00	-	-	-	6.00
<b>PUBLIC WORKS TOTAL</b>	<b>155.50</b>	<b>0.25</b>	<b>-</b>	<b>(1.00)</b>	<b>154.75</b>
CDBG/Affordable Housing/Parking	3.00	-	-	-	3.00
Business Advocacy	1.00	-	-	-	1.00
<b>ECONOMIC DEVELOPMENT TOTAL</b>	<b>4.00</b>	<b>-</b>	<b>-</b>	<b>-</b>	<b>4.00</b>
City Manager's Office	6.75	-	-	-	6.75
Legal Services	6.25	-	-	-	6.25
Human Resources	4.00	-	-	-	4.00
Communications	1.00	-	-	-	1.00
Finance Department	20.00	-	-	-	20.00
Information Technology	13.00	-	-	-	13.00
Facilities Management:	4.50	-	-	(1.50)	3.00
Accessibility Program	1.50	-	-	(1.50)	-
<b>CITY-WIDE ADMIN &amp; SUPPORT TOTAL</b>	<b>57.00</b>	<b>-</b>	<b>-</b>	<b>(3.00)</b>	<b>54.00</b>
<b>TOTAL POSITIONS *</b>	<b>450.25</b>	<b>2.50</b>	<b>-</b>	<b>(8.50)</b>	<b>444.25</b>

\* includes permanent and limited term employees

